

FAIRFIELD POLICE

Monthly Report – November 2018



Acting-Chief Christopher Lyddy

Fairfield Police Department

www.fpdct.com

This page intentionally left blank.

Section 1: Bureau / Division Reports

- **Patrol Division**
- **Support Services Bureau**
- **Special Services Bureau**

Section 2: Statistical Activity Summary

Overall Activity

Calls for Service - Total

Alarm Response Summary

Calls for Service – Detailed

Motor Vehicle Activity

Motor Vehicle Accidents

Motor Vehicle Enforcement - Action

Motor Vehicle Enforcement - Violation Type

Parking Ticket Summary

Criminal Activity

Criminal Incidents by Patrol

Criminal Activity by Month

Criminal Arrests by Month

Section 1: Bureau / Division Reports

Noteworthy Police Work

Lieutenant Bloch recognized the following officers for their work during a motor vehicle stop that resulted in the arrest of four individuals on larceny charges. Sergeant Riendeau, Officer Zerella, Officer Kaesmann, Officer Greenfield and Officer Matejek.

Lieutenant Koval recognized Sergeant Riendeau who, after observing suspicious activity, conducted an investigation that resulted in two arrests for breaking into vehicles and larceny.

Sergeant Paris recognized Officer Wells, Officer Letsch and K-9 Jagger for their work locating a subject wanted in connection with a burglary to the subjects ex-wife's home and violation of a protective order.

Lieutenant Greene recognized Sergeant Kline for his arrest of a subject on multiple narcotic charges and the seizure of cash relating to the sale of narcotics during a routine traffic stop.

Promotions

The following personnel were promoted during a ceremony held at police headquarters on November 19, 2019.



Captain Michael Gagner

Patrol Division Commander

Michael Gagner was born in Bridgeport and grew up in Black Rock and in Fairfield. A graduate of Fairfield Prep, he also attended Sacred University where he earned a Bachelor of Science Degree in Business Management. Mike joined the Fairfield Police Department in 1989 and graduated the police academy as the class valedictorian. Serving as a Patrol Officer, Mike was selected as a Field Training Officer and was instrumental in formalizing the FTO program. As one of the original Emergency Services Unit members, he rose to squad leader and eventually served as Team Commander, and was a trained hostage negotiator.



Mike was promoted to Detective in 1999 where he was assigned to the burglary squad before being promoted again to Sergeant in 2000. Assigned to the Special Services, he supervised the Traffic and Accident Investigation Units along with the Emergency Communications Center.

In 2009, Mike was promoted to Lieutenant and was selected to serve as Commander of the Detective Bureau, a position he currently holds. Mike has numerous law enforcement awards and Letters of Commendation to include the Lifesaving Award, the World Trade Center Service Medal, and 5 Unit Commendation Citations.



Mike is an 18-year veteran of the US Army and US Navy, and is currently a Lieutenant Commander assigned to an NCIS unit, where he has served as the Executive Officer and Commanding Officer. Recalled to active duty in 2004, he was deployed to Baghdad, Iraq where he led a counterintelligence team throughout the city. He has numerous military awards to include the Joint Service Commendation Medal, 3 Navy Achievement Medals and the Combat Action Ribbon.



Lieutenant Peter Koval

Patrol Shift Commander


Lieutenant Koval was hired in 2002 and served as a Patrol Officer for eight years during which time he trained new employees as a Field Training Officer. He was also selected to be a member of the Emergency Services Unit. Lieutenant Koval was promoted to Detective in 2010 and in 2015 he was promoted to Sergeant where he was assigned to the Patrol Division. As a Sergeant, he served as the Crisis Intervention Team Coordinator and as the Field Training Officer Coordinator. Lieutenant Koval is a twice recipient of the U.S. Attorney’s award.



Lieutenant Koval grew up as the oldest of three children in Bridgeport, CT. He graduated from Quinnipiac University in 2001 with a degree in English and History. He comes from a Law enforcement family, his father, Peter Koval is a Bridgeport Police Officer, his mother, Sue Koval, is a Stratford Police Officer, and his late God Father, Jack Messina was a retired Bridgeport Police Officer.



Lieutenant Koval lives with his wife, Christine, and three children, Peter (10), Corey (7), and Siena (4). When not at work, Lieutenant Koval enjoys spending time with his family and he loves volunteering his time as a coach for Trumbull Little League Baseball, coaching football for the Shelton Flag Football League, and coaching basketball for the town of Trumbull.



Sergeant Michael Stahl

Patrol Division Supervisor

Sergeant Stahl was hired in September 2010 and has served within the Patrol Division for the past eight years. Within his first five years as a Patrol Officer, Sergeant Stahl received a number of unit citations and recognitions including the Distinguished Service Award for his work in developing the Safe Return Network. He was one of the founding members of the Department’s Crisis Intervention Team and currently serves as a Crisis Negotiator for the Emergency Services Unit.



Sergeant Stahl has served as a Field Training Officer since 2014 and was an integral part of implementing a computer based evaluation system for the field training program. He is additionally responsible for the administration of the Department’s ever-growing web and social media presence, which has proven vital during emergencies, natural disasters and day-to-day communication with the public.

In 2017, Sergeant Stahl was elected by his colleagues to represent them within the Police Union and has since served as the Union’s Secretary.



Sergeant Stahl contributes his accomplishments to his friends and family, especially his wife, Amy, and sons, Alexander and Lucas, without whose love and support none of his success would have been possible.

Sergeant Stahl is a Graduate of Fairfield University where he received a Bachelor of Arts in Communications with a minor concentration in Management.

Support Services Bureau

Training

- Basic Interview and Interrogations
- NEOA Regional Criminal Investigations
- Drug Investigations
- Search and Seizure for Active Officers
- Critical Legal Issues for LE Supervisors and Executives

Animal Control

Complaints: **70**

Wildlife related complaints: **27**

Animals tested for rabies: **3**

Wildlife testing positive for rabies: **0**

Animal bites: **5**

Enforcement:

Written warnings: **14**

Infractions: **6**

Misdemeanors: **0**

Lake Mohegan

- 3 Infractions Issued

Special Services Division

Traffic Safety Unit

Traffic Stops: **527**
Infractions: **370**
Misdemeanor Summons: **17**
Accidents Investigated: **31**
Child Seats Installed: **16**

Traffic Crash Investigations

Total Accidents Investigated: **77**
Total Accidents with Injuries: **8**
Search Warrants: **0**
Arrest Warrants: **1**
Misdemeanor Summons Issued: **1**
Infractions Issued: **36**

Traffic Unit Click it or Ticket Campaign conducted: 11/19/18 - 11/27/18

- 188 Infractions Issued
- 15 Misdemeanor Summons
- 2 Warrant Arrests
- \$32,298.00 in fines

Traffic Enforcement Targeted Areas

Duck Farm Rd / Alma Dr
Black Rock Tnpk / Burroughs Rd
Bronson Rd / Governors Lane
Warde Ter
Mill Plain Rd / Ludlow Rd
Cornell Rd / White Oak Rd
Bronson Rd / Sturges Rd

Castle Ave / Longfellow Ave
Euclid Ave
Alberta Ave
Mountain Laurel Rd
Villa Ave
Commerce Dr
Burr St

Other Activities

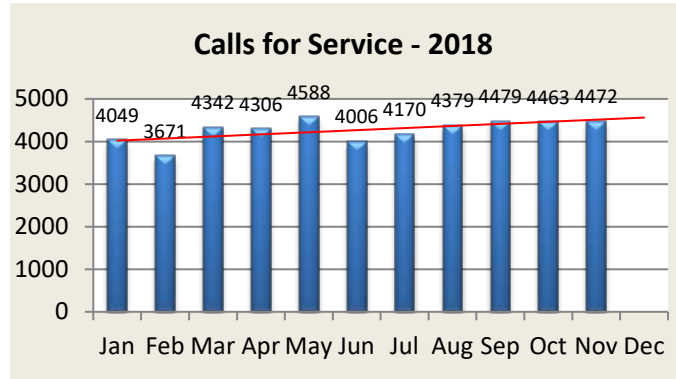
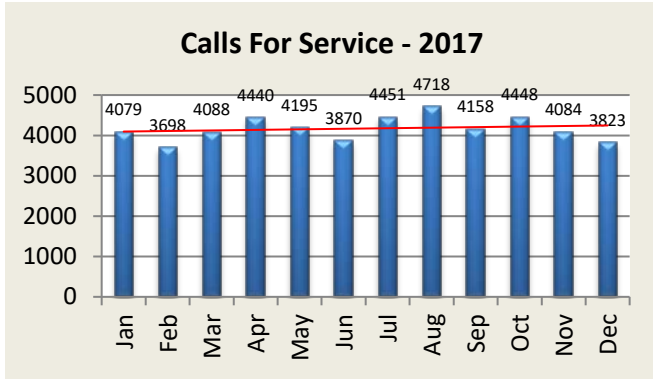
Traffic Unit Officers assisted Al's Angels with unloading of boxes for Thanksgiving
Traffic Unit / Crash Investigators conducted a clothing drive at Marshalls for the needy
Traffic Unit officers located a subject involved in thefts from motor vehicles after a short foot pursuit
Snow Storm - Traffic Officers investigated several MVA assisting the crash team
Light Tower / Traffic Pattern set up for Old Navy
Traffic Pattern set for Roseville St - Christmas Light Decorations
Light Towers set up for Veterans Day at park across from Bobs
Traffic / Crash Unit officers conducted a food drive at Super Stop and Shop
Traffic Officers assisted at the Town Tree Lighting - Santa Escort
Police Tour (2 Groups - Riverfield School)
Black Rock Tpke Meeting
Code Enforcement Meeting
Police Tour (2 Groups - McKinley School)
Tip A Cop - Chips
Southport Woods Neighborhood Meeting
AAA Driving Improvement Class

Section 3: Statistical Activity Summary

TOTAL CALLS FOR SERVICE

Calls for Service	Jan	Feb	Mar	Apr	May	Jun	Jul	Aug	Sep	Oct	Nov	Dec	YTD
2017	4079	3698	4088	4440	4195	3870	4451	4718	4158	4448	4084	3823	50,052
2018	4049	3671	4342	4306	4588	4006	4170	4379	4479	4463	4472		46,925

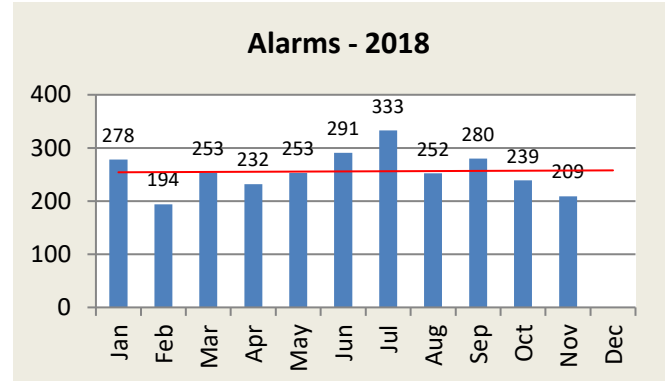
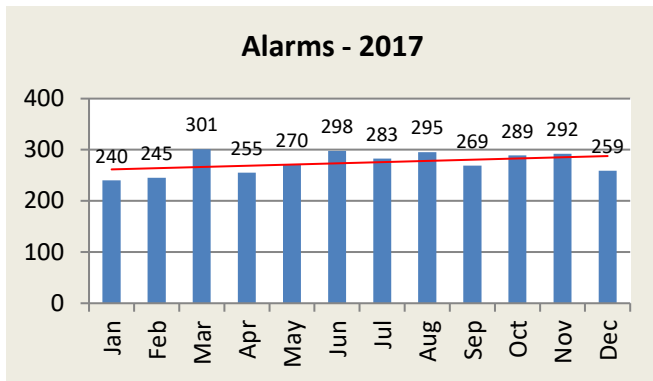
Note: Includes miscellaneous calls that may not be listed under the call analysis section



ALARM RESPONSE SUMMARY

Total Alarms	Jan	Feb	Mar	Apr	May	Jun	Jul	Aug	Sep	Oct	Nov	Dec	YTD
2017	240	245	301	255	270	298	283	295	269	289	292	259	3,296
2018	278	194	253	232	253	291	333	252	280	239	209		2,814

False Alarms	Jan	Feb	Mar	Apr	May	Jun	Jul	Aug	Sep	Oct	Nov	Dec	YTD
2017	221	230	284	240	254	280	268	275	259	271	280	258	3,120
2018	274	191	251	232	253	291	325	251	277	237	209		2,791

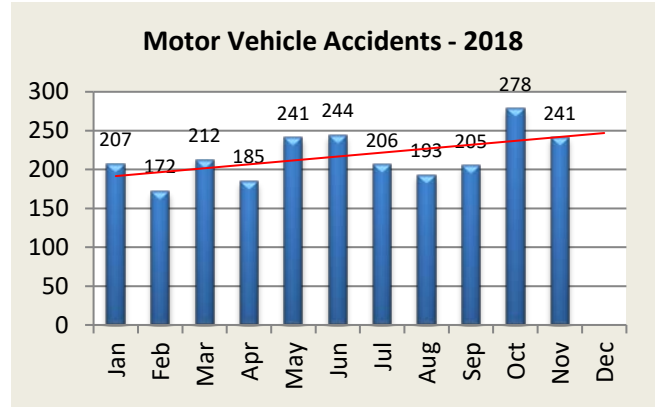
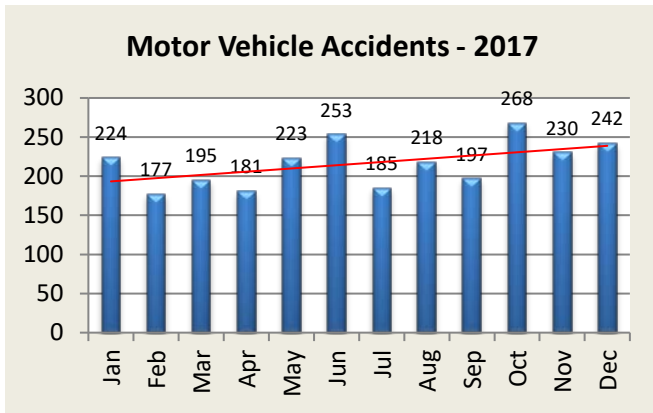


Calls For Service - Detailed Summary

Calls for Service - Type	Jan	Feb	Mar	Apr	May	Jun	Jul	Aug	Sep	Oct	Nov	Dec	YTD
911 Hang Up	7	9	8	7	7	9	17	7	5	11	7		94
Abandoned Vehicles	5	5	8	8	8	10	8	15	2	6	8		83
Alarms	278	194	253	232	253	291	333	252	280	239	209		2814
Animal Complaints	77	82	91	74	108	135	147	145	108	82	84		1133
Assaults	0	1	4	1	0	3	4	3	6	8	2		32
Assistance	191	148	182	141	173	175	163	156	244	196	218		1987
Bank Escorts	19	18	19	24	23	21	20	22	21	24	19		230
Bomb Threats	0	0	0	0	1	0	0	0	0	0	0		1
Breach of Peace	68	45	42	54	71	49	55	43	52	54	56		589
Burglary	1	11	10	3	6	2	6	19	9	3	4		74
BusinessChecks	1169	1221	1256	1200	1258	996	850	1066	1278	1330	1373		12997
Cancelled Alarms	61	46	67	50	72	54	62	77	58	50	40		637
Community Events	47	38	36	30	57	30	39	40	58	122	90		587
Door Open	3	2	3	2	4	9	2	7	4	4	5		45
Drowning	0	0	0	0	0	0	0	0	0	0	0		0
EMS	419	309	333	344	405	372	364	344	381	410	410		4091
Funeral Escorts	21	12	19	26	22	15	10	10	16	20	16		187
Harassment	11	16	18	13	13	23	21	14	12	15	9		165
Intoxicated Subjects	2	8	3	3	5	5	7	3	9	3	3		51
Investigations	187	196	171	178	209	216	216	177	204	204	175		2133
Larceny	17	25	21	27	34	37	35	26	31	38	26		317
MVA	207	172	212	185	241	244	206	193	205	278	241		2384
Medical Alarms	1	1	3	1	1	1	0	2	1	1	0		12
Psychiatric calls	1	3	1	3	2	3	5	0	1	4	5		28
Missing Persons	5	4	1	0	1	4	2	5	2	3	2		29
Narcotic Violations	10	7	6	11	5	8	11	15	10	6	11		100
Noise Complaints	17	11	19	33	60	30	23	20	35	33	13		294
Parking Complaints	36	31	26	42	48	58	59	27	48	57	53		485
Pistol Permit Apps	17	12	18	13	16	10	8	10	13	7	13		137
Reckless Driver	26	21	23	29	39	36	43	43	31	29	15		335
Recovered Property	10	11	8	14	13	13	24	25	21	16	15		170
Road Hazard	33	38	279	33	40	35	56	36	71	45	28		694
Robbery	1	2	3	2	0	1	0	0	0	0	2		11
Sex Violation	0	0	0	0	0	0	0	1	1	1	1		4
Shoplifter	21	15	25	21	13	21	23	26	12	21	9		207
Stolen Vehicles	4	3	5	3	4	5	5	8	9	7	3		56
Suicide	0	0	1	0	0	0	0	0	0	0	0		1
Suicide Attempts/Threats	9	2	2	7	1	0	13	3	8	3	3		51
SuspiciousActivity	63	67	86	66	75	67	53	73	67	59	62		738
Theft from MV	26	12	18	10	17	24	20	34	31	27	35		254
Trespasser	6	6	7	13	7	6	10	8	10	7	5		85
Vandalism	5	13	3	11	10	7	12	10	13	13	11		108

MOTOR VEHICLE ACTIVITY

MV Accidents	Jan	Feb	Mar	Apr	May	Jun	Jul	Aug	Sep	Oct	Nov	Dec	YTD
2017	224	177	195	181	223	253	185	218	197	268	230	242	2,593
2018	207	172	212	185	241	244	206	193	205	278	241		2,384



MV Enforcement	Jan	Feb	Mar	Apr	May	Jun	Jul	Aug	Sep	Oct	Nov	Dec	YTD
Warnings - 2017	357	360	330	368	281	207	405	286	238	234	251	175	3,492
2018	235	254	213	256	260	225	359	335	291	256	287		2,711

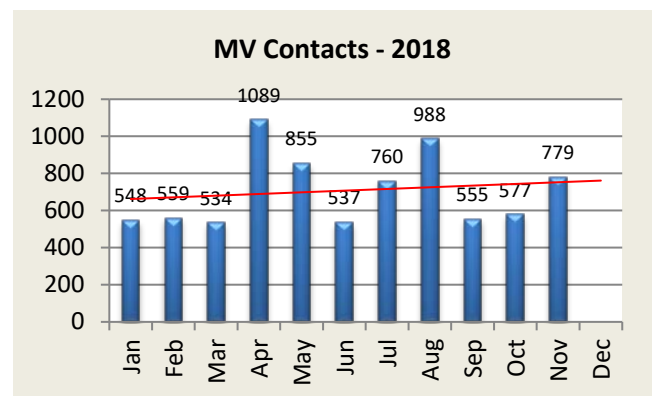
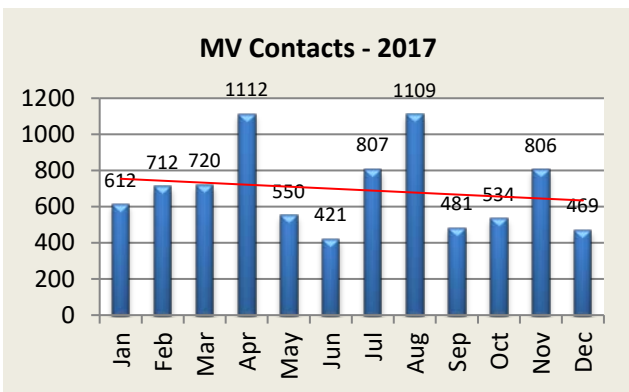
Infractions - 2017	190	288	311	663	219	173	333	760	184	267	511	257	4,156
2018	258	230	277	749	535	262	337	587	229	270	430		4,164

Misdemeanor - 2017	39	36	54	52	42	23	51	41	37	14	29	21	439
2018	31	43	25	55	39	31	45	45	19	36	43		412

Custodial - 2017	8	11	6	18	5	8	13	14	4	6	8	8	109
2018	12	19	12	11	3	11	7	11	5	7	8		106

DUI Arrests - 2017	6	2	11	6	4	9	7	7	4	9	11	8	84
2018	6	7	11	13	8	5	3	14	9	10	5		91

MV Contacts - 2017	612	712	720	1112	550	421	807	1109	481	534	806	469	8,333
2018	548	559	534	1089	855	537	760	988	555	577	779		7,781

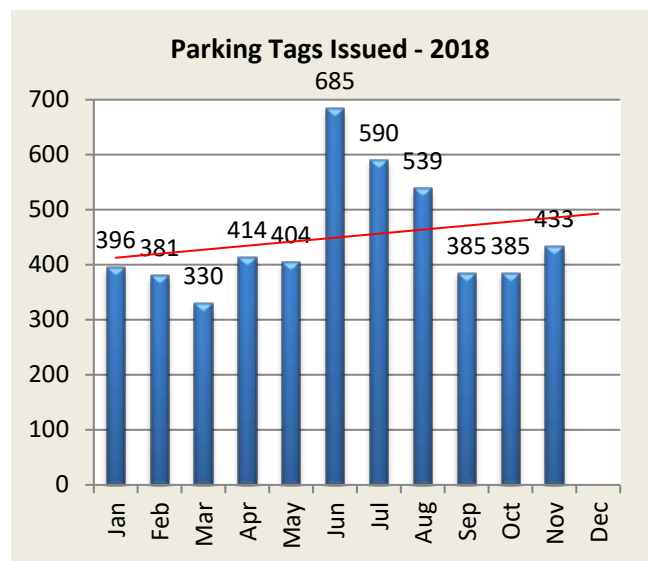
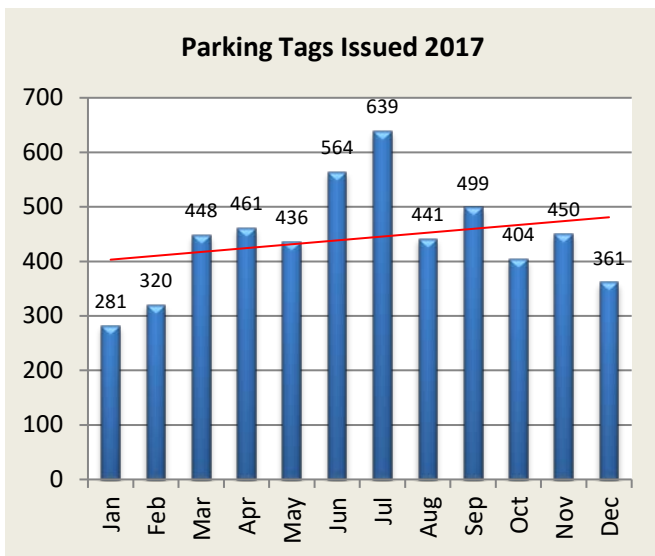


MV Enforcement: Type	Jan	Feb	Mar	Apr	May	Jun	Jul	Aug	Sep	Oct	Nov	Dec	YTD
Speeding Violations	125	139	194	200	137	112	220	225	131	185	175		1843
Seatbelt Violations	1	4	2	89	135	46	3	62	0	4	81		427
Registration Violations	49	60	43	64	70	48	59	83	48	66	72		662
License Violations	18	21	18	42	31	19	29	36	16	33	26		289
Distracted Driving	12	11	5	370	137	30	34	225	14	17	72		927
Suspended Licence	24	33	15	49	27	21	26	29	16	23	26		289
Traffic Light Violation	30	28	25	25	21	14	13	24	20	24	26		250

The above incidents are a overview of common violations. These statistics are not the only motor vehicle enforcement actions taken. The above show top 6 violations for the month.

PARKING TICKET SUMMARY

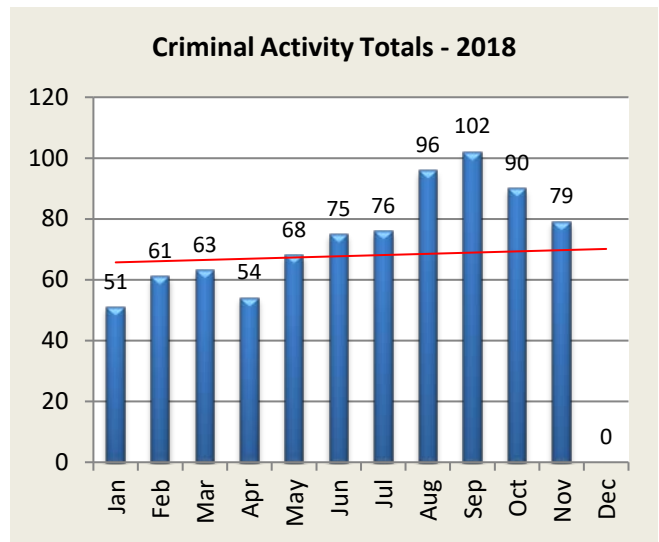
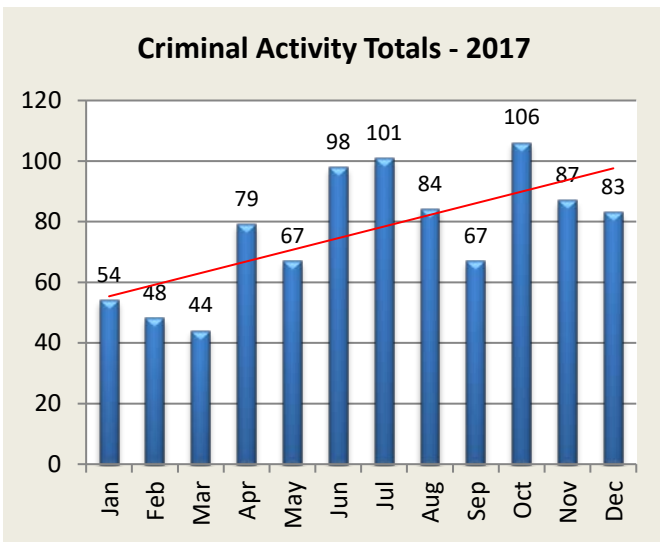
Total Issued	Jan	Feb	Mar	Apr	May	Jun	Jul	Aug	Sep	Oct	Nov	Dec	YTD
2017	281	320	448	461	436	564	639	441	499	404	450	361	5304
2018	396	381	330	414	404	685	590	539	385	385	433		4942



CRIMINAL INCIDENTS

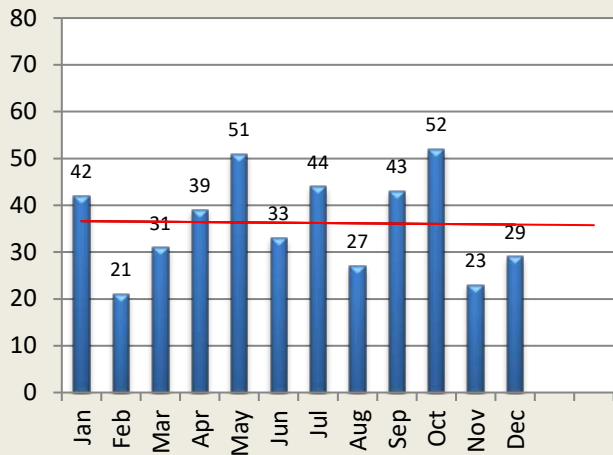
Criminal Incidents: Patrol	R2	R3	R4	R5	B2	B3	B4	B5
Larceny	10	11	8	1	6	3	10	8
Vandalism	2	2	4	1	1	0	1	0
MV Theft / Attempt	1	0	0	0	2	0	0	0
Burglary / Attempt	0	0	0	0	0	1	1	2
Assault	1	0	0	0	0	0	1	0
Robbery	0	0	1	0	0	1	0	0

Criminal Activity: Month	Jan	Feb	Mar	Apr	May	Jun	Jul	Aug	Sep	Oct	Nov	Dec	YTD
Larceny - 2017	32	27	26	35	38	65	60	51	39	67	49	50	539
2018	40	31	35	34	48	55	49	56	58	59	57		522
Vandalism - 2017	6	8	10	19	12	11	15	13	10	15	15	10	144
2018	5	13	6	11	10	7	12	10	13	13	11		111
MV Theft / Attempt - 2017	5	8	3	9	3	3	14	10	4	18	5	10	92
2018	4	3	5	3	4	5	5	8	10	7	3		57
Burglary / Attempt - 2017	9	4	3	9	8	15	10	9	7	5	11	8	98
2018	1	11	10	3	6	2	6	19	15	3	4		80
Assault - 2017	1	1	2	7	4	3	2	1	4	1	7	5	38
2018	0	1	4	1	0	3	4	3	6	8	2		32
Robbery - 2017	1	0	0	0	2	1	0	0	3	0	0	0	7
2018	1	2	3	2	0	3	0	0	0	0	2		13
Totals - 2017	54	48	44	79	67	98	101	84	67	106	87	83	918
2018	51	61	63	54	68	75	76	96	102	90	79	0	815



Criminal Arrests by Month	Jan	Feb	Mar	Apr	May	Jun	Jul	Aug	Sep	Oct	Nov	Dec	YTD
Larceny - 2017	30	18	29	25	39	19	35	20	32	33	16	20	316
2018	22	16	29	27	22	22	18	24	25	37	25		267
Vandalism - 2017	0	0	0	5	1	0	1	2	5	1	1	1	17
2018	2	2	2	1	2	0	1	3	0	0	3		16
MV Theft / Attempt - 2017	0	0	0	0	0	0	0	1	0	0	0	1	2
2018	1	1	1	2	1	1	3	4	3	18	5		40
Burglary / Attempt - 2017	4	1	1	4	1	9	5	3	4	16	1	3	52
2018	1	1	5	6	2	0	9	5	5	15	8		57
Assault - 2017	2	3	1	5	9	4	3	1	0	2	5	4	39
2018	3	5	3	0	5	4	10	4	5	7	1		47
Robbery - 2017	6	0	0	0	1	1	0	0	2	0	0	0	10
2018	0	0	1	2	1	0	0	0	0	0	1		5
Total - 2017	42	21	31	39	51	33	44	27	43	52	23	29	435
2018	29	25	41	38	33	27	41	40	40	77	43		434

Total Criminal Arrests - 2017



Total Criminal Arrests - 2018

